



At Dorner our mission is to **Transform Conveyor Automation** by providing cutting edge solutions with best-in-class support. It's that commitment and history of proven excellence that has made the Dorner Brand a recognized leader in precision conveyors for over 50 years. With our complete line of customizable stainless steel and aluminum conveyor automation systems, we have the right solution for you!



### Dorner Conveyors are Best for:

- Automation
- Packaging
- Food Processing
- Assembly
- Baking
- General Manufacturing
- Ready To Eat Food
- Medical
- Pharmaceutical
- Meat & Raw Foods
- Bulk Food Handling
- Metal Working
- Metal Stamping
- Material Handling
- And More!

## A Complete Line of Industrial and Sanitary Conveyors



### 1X Series

The 1X Series Line is designed for small part handling and transfers where space is a premium.

#### 1X Series Family:

- Flat Belt
- Aluminum Frame
- Widths to 10"
- Loads to 15 lbs
- Speeds up to 80 fpm



### 2X Series

The 2X Series Line is engineered for small to medium sized parts, precision applications and flexible layouts.

#### 2X Series Family:

- Flat Belt
- Cleated Belt
- Modular Belt
- Precision Move
- SmartFlex®
- Aluminum Frame
- Widths to 24"
- Loads to 200 lbs
- Speeds up to 400 fpm
- Curves
- Z-Frame Elevators




### 3X Series

The 3X Series Line is designed for medium to heavy sized parts, precision applications, bulk handling and flexible layouts.

#### 3X Series Family:

- Flat Belt
- Cleated Belt
- Modular Belt
- Flexible Chain
- Precision Move
- Aluminum Frame
- Widths to 60"
- Loads to 1000 lbs
- Speeds up to 600 fpm
- Curves
- Z-Frame Elevators




### 7X Series

The 7X Series Stainless Steel Line is engineered for small to heavy product requiring various levels of sanitary design and flexible layouts.


#### 7X Series Family:

- AquaPruf® + AquaGuard®
- Flat Belt
- Cleated Belt
- Modular Belt
- Flexible Chain
- Vertical Belt Technology
- Stainless Steel Frame
- Widths to 52"
- Loads to 750 lbs
- Speeds up to 400 fpm
- Curves
- Z-Frame Elevators



## FlexMove Conveyors

- High-performance, flexible chain conveyors that are capable of multiple curves as well as inclines and declines on a single conveyor, providing complete flexibility in design and layout.



## Precision Move Conveyors

- For applications that require precise product movement, our Precision Move conveyors utilize a timing belt and an integrated servo motor and drive and control for complete reliability.




## Modified Standard Conveyors

- Vacuum Conveyors, Magnetic Conveyors, Backlit Conveyors, Metal Detection, Common Drives, Retracting Tails, Lift Gates, Pivot Conveyors, and More!



## LPZ Conveyors

- For added flexibility, our sleek, low profile Z-Frame Conveyors are ideal for product elevation changes and can accommodate various incline and decline angles depending on the application..



## Complete Sanitary Designs

- The AquaPruf® family of stainless steel, wash-down conveyors offers maximum flexibility for a wide variety of products and sanitary applications with fast and easy sanitation.



## Product Transfers

- From powered transfers to nose bar transfers, we provide the smoothest and broadest range of transfer options in the industry!



## iDRIVE®

- Ideal for applications where space is tight, iDrive merges advanced drive and control technologies with a compact conveyor design by integrating the entire drive package into a single, space saving footprint.



## Full Line of Motors & Controls

- We support a wide a range of motor and control technologies including DC, AC, Brushless DC, and Servo packages that can be controlled right at a conveyors side or remotely though a simple PLC or Dornier controls accessories.